

ARMY PUBLIC SCHOOL

SUMMER BREAK HOLIDAY HOMEWORK (2024 – 25)

CLASS- I

SUBJECT : ENGLISH

1. **BOOKS ARE OUR BEST FRIENDS:**

Read interesting stories during holidays and discuss it with your friends and family members.

Make a mask of your favourite character from the story you have read and decorate it.

2. **WRITING SKILL :** Write your name , your family members name and circle the vowels in these words.

(In scrap book)













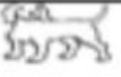













Example- My name : R **(A)** M **(E)** S H

My father's name : _____

3. **CREATIVE WRITING :** Paste your picture and write five lines about yourself. (In scrap book)

4. **TWIST YOUR WRIST :** Cursive Writing Book- 1: Do pages 1 to 10.

5. **PRACTICE PHONETICS:**

A	ऐ		H	ह		O	ऑ		V	व	
B	ब		I	इ		P	प		W	व्ह	
C	क		J	ज		Q	क्व		X	क्स	
D	ड		K	क		R	र		Y	य	
E	ए		L	ल		S	स		Z	ज़	
F	फ		M	म		T	ट				
G	ग		N	न		U	अ				

विषय : हिन्दी

1. पुस्तक समीक्षा : कहानियों की किताबें पढ़िए ।
2. बिना मात्रा वाले पाँच शब्द लिखिए और उनके चित्र चिपकाइए ||(scrap book में)
'आ' की मात्रा वाले पाँच शब्द लिखिए और उनके चित्र चिपकाइए । (scrap book में)
3. हिन्दी सुलेख पुस्तक : पेज (1-10) पूरा करें ।
4. हिन्दी वर्णमाला वृक्ष बनाइए । (scrap book में)




SUBJECT : MATHS

1. Write numbers 1 to 10 on one side and stick that many “bindis” on the other Side. And write number names (1-10) also on it. Decorate the page as per your choice (Do it in your scrap book)
2. Learn the table of 2.
3. Make a ‘Clown’ with cut outs of 2D shapes. (In scrap book)



SUBJECT : EVS

1. Draw/paste a picture of yourself and label the body parts. (in scrap book)



2. What all things you do during holidays . Click your photo and paste in your scrap book e.g. reading a book, watching cartoons, playing with your pet, swimming, gardening, cycling, spending time with your family etc.

COMPUTER :

Draw all four main parts of computer on Scrape Book /A4 size sheet and color the monitor with “Blue” , mouse with “Yellow”, Keyboard with “Brown “ and CPU with “Grey”.

LIFE SKILL:

1. Make Lemon juice using sliced lemons, water, sugar, salt and ice. And serve it to your family members.
2. Prepare a sandwich using bread , butter, cheese or jam and enjoy it in your breakfast.
3. Help your mother in the kitchen by washing vegetables, filling water bottles, watering the plants, folding clothes, cleaning your house etc.

SOME FUN ACTIVITY :

1. Draw some animals using finger painting like this →



(On a colourful A4 sheet and decorate it)

2. Learn any one patriotic song.
 3. Perform the following physical activities daily to keep yourself fit and healthy.
 - a) Slow walk 2 mins.
 - b) Run 1 min.
 - c) Frog jump for 1 min.
 - d) 1 leg hopping 1 min.
 - e) 3 suryanamaskar.
- REVISE THE WORK DONE IN ALL SUBJECTS.

Happy
Holidays