

All About PINK FLOWERS

Danielle Bruckert and Zehnya Bruckert



All About Pink Flowers

Publishers Note:
Published by Red Sky Ventures
Created by Danielle Bruckert and Zehyna Bruckert
BETA version December 2014

This book is licensed under the terms of the Creative Commons Attribution Share-Alike Non-Commercial license (CC-BY-NC), please feel free to share it and use the information in it in terms of this license.

Any resulting work which is created and redistributed that you attribute <http://www.freekidsbooks.org> as the source, and we'd love to receive an email or message with details of your work.

Our highest thanks to the various contributors for making their work, so many of the great pictures in this book available, in public domain.

This book is dedicated to breast cancer supporters, researchers, survivors, and victims everywhere. Help us spread the word about early detection. Any proceeds from sale of this book will be donated to assist breast cancer patients.

This book belongs to:

More books like this one are available at:

<http://www.freekidsbooks.org>

Contact the creators at:

danielle@redskyventures.org


<https://www.facebook.com/freekidsbooksliteracyforlife>



This book is
all about
pink flowers.



This is a zinnia flower.



There is a Monarch butterfly feeding on the pollen of the Zinnia flower.

This is a pink gerbera daisy.



Daisies are the most fun flowers to draw.
Small daisies often grow wild
in wet grassy areas and
are popular for making daisy chains.

This is a pink orchid flower.

There are over 25,000 species of orchids.



They grow in all continents except Antarctica.

Orchids come in many shapes, sizes, and colours, from pure white to deep black.

This is a pink rose.



This is another pink rose.



A rose is the most popular flower for bouquets, poetry, and is a romantic icon.

This is a pink hibiscus flower.



Hibiscus flowers grow in warm climates.
They are often used for decorations.
Having a pleasant citrus flavour
and as a source of Vitamin C,
they are also used in food and tea.

This is a pink lotus bud.



A lotus is a flower that grows in water, and is a symbol of purity and life.

A bud is a flower that hasn't opened.

This is a pink Protea.

The family of plants the Protea comes from has been around for millions of years.

Proteas can be found in Southern Africa, Australasia, and South America.



This pink flower is a member of the onion family.

Its scientific name is *Allium Giganteum*, the common name is giant onion.


The same family of plants include onions, leeks, shallots, chives, and garlic.



This is a lily flower.

Lilies are synonymous with grace and beauty, and is a popular girl's name. White lilies are most common, and often used for wedding bouquets.

Like orchids lilies also can have all sorts of different colours and shapes



This is a hydrangea;

Hydrangeas are popular garden flowers, as they are hardy annuals, and have large colourful flowers.

An annual is a flower that blooms every year, whereas a perennial is a flower that only blooms once then dies.



This is a miniature pink orchid flower.



One is still closed, can you remember
what a flower that has
not opened yet is called?

These are pink petunia flowers.

A petunia is a perennial flower, can you remember what that means?




Petunias are also popular in gardens and pots, and come in many pretty bright colours.

This is a pink dahlia.




These flowers are relatives of the daisy and the zinnia. They originate from Mexico, where they are the national flower, but are popular in gardens all over the world.

These are pink tulips.




Tulips originate from north Africa. Their introduction into Holland marked the first recorded economic 'bubble'. (An economic bubble is where prices rise out of proportion and then crash).

This is a pink ginger flower.



The scientific name for ginger is *alpinia*. This flowering ginger is a relative of the edible ginger. It has a beautiful ginger scent, but does not have the edible rhizomes (a part of the flower root).

This is a pink frangapani flower.



Frangapanis have a beautiful scent so are often used in table decoration. Frangapani trees grow well in sunny climates and can be easily replanted, by simply breaking off a branch and putting it in soil.

This is a pink rhododendron flower.



Rhododendrons are commonly used in landscaping for their pretty colours. The national flower of Nepal, and also edible, they are used in juice and tea for their medicinal properties.



We hope
you enjoyed
all the
flowers!

The End



THE END

Information About Breast Cancer

Breast cancer affects around 15% of women.

Signs of breast cancer can be as diverse as the number of types of breast cancer. These can include, but are not limited to lumps, swelling, redness, or pain in the breast, a change in breast shape, dimpling of the skin, fluid coming from the nipple, or a red scaly patch of skin, tiredness or moodiness, In those with distant spread of the disease, there may be bone pain, swollen lymph nodes, shortness of breath, or yellow skin. Any change in the breasts, any general feeling of un-wellness or any change in hormonal patterns related to the breasts, or any time there is signs of something which cannot be explained, it's also a good reminder to have a check-up for cancer, breast or cervical.

! ANY CHANGE IN BREASTS, EVEN IF NOT A CLASSIC SIGN, SHOULD PROMPT SCREENING FOR BREAST CANCER BY ULTRASOUND AND MAMMOGRAM. !

Risk factors for developing breast cancer include: female sex, obesity, lack of physical exercise, drinking alcohol, birth control and hormone replacement therapy during, ionizing radiation, early age at first menstruation, having children late or not at all, and older age. About 5–10% of cases are due to genes inherited from a person's parents, including BRCA1 and BRCA2 among others. Diets which are rich in meat and dairy are linked to higher breast cancer rates. Some studies have linked stress, poor mental state, and low immune system conditions to cancer rates.

The diagnosis of breast cancer is confirmed by taking a biopsy of the concerning lump. Once the diagnosis is made, further tests are done to determine if the cancer has spread beyond the breast and which treatments it may respond to.

How often should checks be done? A 2009 review for the US Preventive Services Task Force recommends screening every two years in women 50 to 74 years old. Those at risk should begin screening earlier, may consider more frequent screening, and should consider genetic testing for BRCA. Fast growing cancers can progress to problematic stages within a short time even less than 12 months. Regular checks, especially for high risk women are recommended to be completed annually. Lower risk women may consider completing checks at the same intervals as cervical checks (which can be from yearly up to 3 yearly depending on risk and location), which also may be a good reminder.

! IT IS YOUR RIGHT TO BE CHECKED AT ANY AGE FOR ANY REASON !

It's important to know, that screening should include an ultrasound either at the same time or on alternate checks to mammograms Certain types of breasts, in particular small or dense do not respond to mammograms or self screening.

! COMPLETE AN ULTRASOUND AS WELL AS A MAMMOGRAM !

In those who have been diagnosed with cancer, a number of treatments may be used, including surgery, radiation therapy, chemotherapy, hormonal therapy and targeted therapy. Types of surgery vary from breast-conserving surgery to mastectomy. Surgery should always include lymph node screenings, since this is the first area of metastasis for breast cancer. Breast reconstruction may take place at the time of surgery or at a later date. In those in whom the cancer has spread to other parts of the body, treatments are mostly aimed at improving quality of life and comfort.

! MOST CANCER IS 100% TREATABLE IF CAUGHT EARLY ENOUGH. PLEASE SHARE THIS WITH WOMEN YOU KNOW TO HELP ENSURE EARLY DETECTION IS POSSIBLE FOR EVERYONE. !

About the Creators

Danielle is a New Zealander living abroad, who now calls Africa home. Her chosen career is as a professional pilot, she has worked in a variety of aviation capacities from instruction to airline flying, and is the author of several aviation text books. Danielle started writing children's books as a creative outlet from the stress of her 'day job'. She loves writing picture books, as she finds it is the most imaginative and inspiring reading age, and finds it fun and rewarding to write creative stories to match her children's learning curve. Because of her passion for children's literature, and the role it plays in literacy standards, all of Danielle's books are available free in ebook versions. This also led Danielle to create the website 'Free Kids Books' to share good quality free children's books with others, contributing to improved literacy standards world wide.

Zehnya is age 7 years old, in Grade 3, and loves everything pink.

To contact the author write to danielle@redskyventures.org More books like this one are available at: <http://www.freekidsbooks.org>

About The Making Of This Book

This book was a project between myself, Danielle (Mama), and my daughter, Zehnya, age 7.

Danielle: Zehnya and I started this book after we finished the seal book, mainly because pink is her favourite colour, and because there were lots of great pictures of pink flowers available online.

Zehnya: I picked the photos out for the book. We saved them all in a file (Mama has a template we use that has the title and copyright pages already there, she created it in the open office drawing program as it's easy for her and me to use). I put the pictures in the book using the mouse, "Insert, Picture, From File, and then clicked on the pictures I wanted for each page.

Danielle/Zehnya: We identified the flowers and then we looked up fun facts about the flowers. It was lots of fun and I learnt many things. We wrote the text in the text boxes on the pages beside each picture using copy/paste commands.

Then used the mouse to resize and arrange the pictures and text. When it was nearly finished, we read the book together to decide what was good and what needed to be changed. Then we edited the book together to make it read well.

Then we read through the book again to check the content.

Danielle: I added the image list, and additional information on Breast Cancer at the end. And completed an editorial check for grammar and spelling errors.

I did another final editorial check, then I created a pdf file from the book we'd made, and uploaded it to <http://www.freekidsbooks.org>.

This book is licensed under the terms of the Creative Commons Attribution Share-Alike Non Commercial license (CC-BY-NC), please feel free to share it and use the information in it in terms of this license. Attribution should be provided to <http://www.freekidsbooks.org>, and Danielle and Zehnya Bruckert.

MORE BOOKS!

More books like these from the same creator are available at:
<http://www.freekidsbooks.org/danielle>

